

Format of holding of specified securities

Annexure - I

- 1 **Name of Listed Entity : OCTAL CREDIT CAPITAL LTD.**
- 2 Scrip Code/Name of Scrip/Class of Security :
- 3 Share Holding Pattern Filed under: Reg. 31(1) ( b ) : **Quarter Ended 31/12/2019**
- 4 Declaration:

	Particulars	Yes	No
1	Whether the Listed Entity has issued any partly paid up shares		NO
2	Whether the Listed Entity has issued any Convertible Securities or Warrants?		NO
3	Whether the Listed Entity has any shares against which depository receipt are issued?		NO
4	Whether the Listed Entity has any shares in locked-in?		NO
5	Whether any shares held by promoters are pledge or otherwise encumbered?		NO

- 5 The tabular format for disclosure of holding of specified securities is as follows:-




**Table I - Summary Statement holding of specified securities**

Category (I)	Category of shareholder (II)	Nos. of shareholders (III)	No. of fully paid-up equity shares held (IV)	No. of partly paid-up equity shares held (V)	No. of shares underlying Depository Receipt (VI)	Total nos. shares held (VII) = (IV)+(V)+(VI)	Shareholding as a % of total no. of shares (calculated as per SCRR, 1957) (VIII) As a % of (A+B+C2)	Number of Voting Rights held in each class of securities (IX)			No. of Shares Underlying convertible securities (including Warrants) (X)	Shareholding as a % assuming full conversion of convertible securities (as a percentage of diluted share capital) (XI) = (VII)+(X) as a % of (A+B+C)	Number of Locked in shares (XII)		Number of Shares pledged or otherwise encumbered (XIII)		Number of equity shares held in dematerialized form (XIV)
								No. of Voting Rights					As a % of total Shares held (b)	No. (a)	As a % of total Shares held (b)		
								Class eg: x	Class eg: y	Total							
(A)	Promoter & Promoter Group	19	1342100	0	0	1342100	26.837			0	0.000	0	0.000	0	0.000	1212100	
(B)	Public	938	3658800	0	0	3658800	73.163			0	0.000	0	0.000	0	0.000	2375475	
(C)	Non Promoter - Non Public																
(C1)	Shares underlying DRs																
(C2)	Shares held by Employee Trusts																
	<b>TOTAL</b>	<b>957</b>	<b>5000900</b>	<b>0</b>		<b>5000900</b>	<b>100.000</b>	<b>0</b>	<b>5000900</b>	<b>0</b>	<b>100.000</b>	<b>0</b>	<b>0.000</b>	<b>0</b>	<b>0.000</b>	<b>3587575</b>	




**Table II - Statement showing shareholding pattern of the Promoter and Promoter Group**

(1)	Category & Name of shareholders (I)	Nos. of shareholders (II)	No. of fully paid up equity shares held (IV)	No. of partly paid-up equity shares held (V)	Nos. of shares underlying Depository Receipt (VI)	Total nos. shares held (VII) = (IV)+(V)+(VI)	Shareholding % calculated as per SCRR, 1957 As a % of (A+B+C2) (VIII)	Number of Voting Rights held in each class of securities (X)			No. of Shares Underlying Outstanding convertible securities (including Warrants) (X)	Shareholding as a % assuming full conversion of convertible securities (as a percentage of diluted share capital) (XI) = (X)/(VII)+(X) as a % of (A+B+C)	Number of Locked in shares (XII)		Number of Shares pledged or otherwise encumbered (XIII)		Number of equity shares held in dematerialized form (XIV)	
								No. of Voting Rights					Total as a % of Total Voting rights	No.	As a % of total Shares held (b)	No.		As a % of total Shares held (b)
								Class x	Class y	Total								
(1)	Indian	0	0	0	0	0	0.000	0	0	0.000	0	0.000	0	0.000	0	0		
(a)	Individuals/Hindu undivided Family	16	402300	0	0	402300	8.045	402300	0	8.045	0	0.000	0	0.000	0	272300		
	ARUNA PATNI	0	20000	0	0	20000	0.400	20000	0	0.400	0	0.000	0	0.000	0	20000		
	BIMAL KUMAR PATNI	0	10000	0	0	10000	0.200	10000	0	0.200	0	0.000	0	0.000	0	10000		
	BIMALA DEVI JAIN	0	10000	0	0	10000	0.200	10000	0	0.200	0	0.000	0	0.000	0	10000		
	CHHAGNI DEVI PATNI	0	60000	0	0	60000	1.200	60000	0	1.200	0	0.000	0	0.000	0	60000		
	DHANRAJ PATNI	0	10000	0	0	10000	0.200	10000	0	0.200	0	0.000	0	0.000	0	10000		
	DILIP KUMAR PATNI	0	16000	0	0	16000	0.320	16000	0	0.320	0	0.000	0	0.000	0	16000		
	KAMAL NAYAN JAIN	0	11000	0	0	11000	0.220	11000	0	0.220	0	0.000	0	0.000	0	11000		
	MAHENDRA KUMAR PATNI	0	35300	0	0	35300	0.706	35300	0	0.706	0	0.000	0	0.000	0	35300		
	MEENA DEVI JAIN	0	10000	0	0	10000	0.200	10000	0	0.200	0	0.000	0	0.000	0	10000		
	NEELAM JAIN	0	10000	0	0	10000	0.200	10000	0	0.200	0	0.000	0	0.000	0	10000		
	SANDEEP JAIN (PATNI)	0	10000	0	0	10000	0.200	10000	0	0.200	0	0.000	0	0.000	0	10000		
	SHANTI KUMAR PATNI	0	10000	0	0	10000	0.200	10000	0	0.200	0	0.000	0	0.000	0	10000		
	SHREE CHAND	0	40000	0	0	40000	0.800	40000	0	0.800	0	0.000	0	0.000	0	40000		
	SARAOGI	0	130000	0	0	130000	2.600	130000	0	2.600	0	0.000	0	0.000	0	0		
	SRISHTI PATNI	0	10000	0	0	10000	0.200	10000	0	0.200	0	0.000	0	0.000	0	10000		
	SUNITA DEVI PATNI	0	10000	0	0	10000	0.200	10000	0	0.200	0	0.000	0	0.000	0	10000		
	VIJAY KUMAR PATNI	0	10000	0	0	10000	0.200	10000	0	0.200	0	0.000	0	0.000	0	10000		
(b)	Central Government/State Government(s)	0	0	0	0	0	0.000	0	0	0.000	0	0.000	0	0.000	0	0		



Category & Name of shareholders (I)	Nos. of shareholders (III)	No. of fully paid-up equity shares held (IV)	No. of partly paid-up equity shares held (V)	Nos. of shares underlying Depository Receipt (VI)	Total nos. shares held (VII) = (IV)+(V)+(VI)	Shareholding % calculated as per SCRR, 1957 As a % of (A+B+C2) (VIII)	Number of Voting Rights held in each class of securities (IX)			No. of Shares Outstanding convertible securities (Including Warrants) (X)	Shareholding as a % assuming full conversion of convertible securities (as a percentage of diluted share capital) (XI) = (VII)+(X) as a % of (A+B+C)	Number of Locked in shares (XII)		Number of Shares pledged or otherwise encumbered (XIII)		Number of equity shares held in dematerialized form (XIV)
							No. of Voting Rights		Total as a % of Total Voting rights			No. (a)	As a % of total Shares held (b)	No. (a)	As a % of total Shares held (b)	
							Class x	Class y								
(c) Financial Institutions/Banks	0	0	0	0	0	0.000	0	0	0	0.000	0	0.000	0	0.000	0	0
(d) Any Other	0	0	0	0	0	0.000	0	0	0	0.000	0	0.000	0	0.000	0	0
Bodies Corporate	3	939800	0	0	939800	18.793	939800	0	0	18.793	0	0.000	0	0.000	0	0
G. G. RESOURCES PVT. LTD.	0	10000	0	0	10000	0.200	10000	0	0	0.200	0	0.000	0	0.000	0	939800
OCTAL SECURITIES AND SERVICES PVT. LTD.	0	105000	0	0	105000	2.100	105000	0	0	2.100	0	0.000	0	0.000	0	10000
PATNI RESOURCES PVT. LTD.	0	824800	0	0	824800	16.493	824800	0	0	16.493	0	0.000	0	0.000	0	105000
Trusts	0	0	0	0	0	0.000	0	0	0	0.000	0	0.000	0	0.000	0	824800
Clearing Members	0	0	0	0	0	0.000	0	0	0	0.000	0	0.000	0	0.000	0	0
Sub-Total (A)(1)	19	1342100	0	0	1342100	26.837	1342100	0	0	26.837	0	0.000	0	0.000	0	1212100
(2) Foreign Individuals (Non-Resident Individuals/Foreign Individuals)	0	0	0	0	0	0.000	0	0	0	0.000	0	0.000	0	0.000	0	0
(a) Government	0	0	0	0	0	0.000	0	0	0	0.000	0	0.000	0	0.000	0	0
(b) Institutions	0	0	0	0	0	0.000	0	0	0	0.000	0	0.000	0	0.000	0	0
(c) Foreign Portfolio Investor	0	0	0	0	0	0.000	0	0	0	0.000	0	0.000	0	0.000	0	0
(d) Any Other	0	0	0	0	0	0.000	0	0	0	0.000	0	0.000	0	0.000	0	0
(e) OCBs	0	0	0	0	0	0.000	0	0	0	0.000	0	0.000	0	0.000	0	0
Sub-Total (A)(2)	0	0	0	0	0	0.000	0	0	0	0.000	0	0.000	0	0.000	0	0
<b>Total Shareholding of Promoter and Promoter Group (A)=(A)(1)+(A)(2)</b>	<b>19</b>	<b>1342100</b>	<b>0</b>	<b>0</b>	<b>1342100</b>	<b>26.837</b>	<b>1342100</b>	<b>0</b>	<b>0</b>	<b>26.837</b>	<b>0</b>	<b>0.000</b>	<b>0</b>	<b>0.000</b>	<b>0</b>	<b>1212100</b>



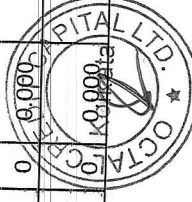
**Table III - Statement showing shareholding pattern of the Public shareholder**

Category & Name of shareholders (i)	Nos. of shareholders (iii)	No. of fully paid-up equity shares held (iv)	No. of partly paid-up equity shares held (v)	Nos. of shares underlying Depository Receipt (vi)	Total nos. shares held (vii) = (iv)+(v)+(vi)	Shareholding % calculated as per SCRR, 1957 As a % of (A+B+C2) (viii)	Number of Voting Rights held in each class of securities (ix)			No. of Shares Underlying convertible securities (including Warrants) (x)	Shareholding as a % assuming full conversion of convertible securities (as a percentage of diluted share capital) (xi) = (vii)+(x) as a % of (A+B+C)	Number of Locked in shares (xii)		Number of Shares pledged or otherwise encumbered (xiii)		Number of equity shares held in dematerialized form (xiv)	
							No. of Voting Rights					As a % of total Shares held (b)	No. (a)	As a % of total Shares held (b)	No. (a)		As a % of total Shares held (b)
							Class x	Class y	Total								
(1) Institutions	0	0	0	0	0	0.000	0	0	0	0	0	0	0	0	0	0	
(a) Mutual Funds	0	0	0	0	0	0.000	0	0	0	0	0	0	0	0	0	0	
Venture Capital Funds	0	0	0	0	0	0.000	0	0	0	0	0	0	0	0	0	0	
(b) Alternate Investment Funds	0	0	0	0	0	0.000	0	0	0	0	0	0	0	0	0	0	
(c) Foreign Venture Capital Investors	0	0	0	0	0	0.000	0	0	0	0	0	0	0	0	0	0	
(d) Foreign Portfolio Investors	0	0	0	0	0	0.000	0	0	0	0	0	0	0	0	0	0	
(e) Financial Institutions/Banks	0	0	0	0	0	0.000	0	0	0	0	0	0	0	0	0	0	
(f) Insurance Companies	0	0	0	0	0	0.000	0	0	0	0	0	0	0	0	0	0	
(g) Provident Funds/Pension Funds	0	0	0	0	0	0.000	0	0	0	0	0	0	0	0	0	0	
(h) Any Other	0	0	0	0	0	0.000	0	0	0	0	0	0	0	0	0	0	
(i) Foreign Institutional Investors	0	0	0	0	0	0.000	0	0	0	0	0	0	0	0	0	0	
QFI - Corporate	0	0	0	0	0	0.000	0	0	0	0	0	0	0	0	0	0	
Sub-Total (B)(1)	0	0	0	0	0	0.000	0	0	0	0	0	0	0	0	0	0	
(2) Central Government/State Government(s)/President of India	0	0	0	0	0	0.000	0	0	0	0	0	0	0	0	0	0	
Sub-Total (B)(2)	0	0	0	0	0	0.000	0	0	0	0	0	0	0	0	0	0	



**Table III - Statement showing shareholding pattern of the Public shareholder**

Category & Name of shareholders (i)	Nos. of shareholders (iii)	No. of fully paid-up equity shares held (iv)	No. of partly paid-up equity shares held (v)	Nos. of shares underlying Depository Receipt (vi)	Total nos. shares held (vii) = (iv)+(v)+(vi)	Shareholding % calculated as per SCRR, 1957 As a % of (A+B+C2) (viii)	Number of Voting Rights held in each class of securities (ix)			No. of Shares Underlying Outstanding convertible securities (including Warrants) (x)	Shareholding as a % assuming full conversion of convertible securities (as a percentage of diluted share capital) (xi) = (vii)+(x) as a % of (A+B+C)	Number of Locked in shares (xii)		Number of Shares pledged or otherwise encumbered (xiii)		Number of equity shares held in dematerialized form (xiv)	
							No. of Voting Rights					As a % of total Shares held (b)	No. (a)	As a % of total Shares held (b)	No. (a)		As a % of total Shares held (b)
							Class x	Class y	Total								
(3) Non-Institutions	0	0	0	0	0	0.000	0	0	0	0.000	0	0.000	0	0.000	0	0	
(a) Individuals	0	0	0	0	0	0.000	0	0	0	0.000	0	0.000	0	0.000	0	0	
i) Individual shareholders holding nominal share capital up to Rs.2 Lakhs.	896	635938	0	0	635938	12.716	635938	0	635938	12.716	0	0.000	0	0.000	0	541113	
ii) Individual shareholders holding nominal share capital in excess of Rs.2 Lakhs.	18	1499500	0	0	1499500	29.985	1499500	0	1499500	29.985	0	0.000	0	0.000	0	311000	
KHINWRAJ MANGILAL PANDYA (KARTA OF HUF)	0	153300	0	0	153300	3.065	153300	0	153300	3.065	0	0.000	0	0.000	0	0	
ASHOK JAIN	0	80000	0	0	80000	1.600	80000	0	80000	1.600	0	0.000	0	0.000	0	80000	
KARISHMA RAJGARIA	0	150000	0	0	150000	2.999	150000	0	150000	2.999	0	0.000	0	0.000	0	0	
MANJU PANDYA	0	142400	0	0	142400	2.847	142400	0	142400	2.847	0	0.000	0	0.000	0	0	
PAVEL PANDYA & SONS (KARTA OF HUF)	0	137700	0	0	137700	2.754	137700	0	137700	2.754	0	0.000	0	0.000	0	0	
PRIYANKA PANDYA	0	114100	0	0	114100	2.282	114100	0	114100	2.282	0	0.000	0	0.000	0	0	
RINKI RAJGARIA	0	150000	0	0	150000	2.999	150000	0	150000	2.999	0	0.000	0	0.000	0	0	
UTKARSH SUREKA (M.F/NG.MANOJ SUREKA)	0	135700	0	0	135700	2.714	135700	0	135700	2.714	0	0.000	0	0.000	0	0	
VIRENDRA KUMAR PANDYA	0	155700	0	0	155700	3.113	155700	0	155700	3.113	0	0.000	0	0.000	0	0	



**Table III - Statement showing shareholding pattern of the Public shareholder**

Category & Name of shareholders (I)	Nos. of shareholders (III)	No. of fully paid-up equity shares held (IV)	No. of partly paid-up equity shares held (V)	Nos. of shares underlying Depository Receipt (VI)	Total nos. shares held (VII) = (IV)+(V)+(VI)	Shareholding % calculated as per SCRR, 1957 As a % of (A+B+C2) (VIII)	Number of Voting Rights held in each class of securities (IX)			No. of Shares Underlying convertible securities (including Warrants) (X)	Shareholding as a % assuming full conversion of convertible securities (as a percentage of diluted share capital) (XI) = (VII)+(X) as a % of (A+B+C)	Number of Locked in shares (XII)		Number of Shares pledged or otherwise encumbered (XIII)		Number of equity shares held in dematerialized form (XIV)
							No. of Voting Rights					No. (a)	As a % of total Shares held (b)	No. (a)	As a % of total Shares held (b)	
							Class x	Class y	Total							
NBFCs registered with RBI	0	0	0	0	0	0.000	0	0	0	0.000	0	0.000	0	0.000	0	0
Employee Trusts	0	0	0	0	0	0.000	0	0	0	0.000	0	0.000	0	0.000	0	0
Overseas Depositors (holding DRs)(balancing figure)	0	0	0	0	0	0.000	0	0	0	0.000	0	0.000	0	0.000	0	0
Any Other	0	0	0	0	0	0.000	0	0	0	0.000	0	0.000	0	0.000	0	0
Bodies Corporate	23	1523265	0	0	1523265	30.460	1523265	0	1523265	30.460	0	0.000	0	0.000	0	1523265
DARKIN VINCOM PRIVATE LIMITED	0	203850	0	0	203850	4.076	203850	0	203850	4.076	0	0.000	0	0.000	0	203850
GEMUS AGENTS PRIVATE LIMITED	0	134350	0	0	134350	2.687	134350	0	134350	2.687	0	0.000	0	0.000	0	134350
KUSUM INDUSTRIAL GASES LTD	0	100000	0	0	100000	2.000	100000	0	100000	2.000	0	0.000	0	0.000	0	100000
NEWVIEW CONSULTANTS	0	229350	0	0	229350	4.586	229350	0	229350	4.586	0	0.000	0	0.000	0	229350
R.R.SYNTHETICS AND FINVEST PRIVATE LIMIT	0	245000	0	0	245000	4.899	245000	0	245000	4.899	0	0.000	0	0.000	0	245000
RADICO KHAITAN FINANCE LIMITED	0	174300	0	0	174300	3.485	174300	0	174300	3.485	0	0.000	0	0.000	0	174300
VARDHAMAN TEXTILE CO. PVT. LTD.	0	159900	0	0	159900	3.197	159900	0	159900	3.197	0	0.000	0	0.000	0	159900
VIVEKSHIL DEALERS PVT. LTD.	0	162330	0	0	162330	3.246	162330	0	162330	3.246	0	0.000	0	0.000	0	162330
QFI - Individual	0	0	0	0	0	0.000	0	0	0	0.000	0	0.000	0	0.000	0	0



**Table III - Statement showing shareholding pattern of the Public shareholder**

Category & Name of shareholders (I)	Nos. of shareholders (III)	No. of fully paid-up equity shares held (IV)	No. of partly paid-up equity shares held (V)	Nos. of shares underlying Depository Receipt (VI)	Total nos. shares held (VII) = (IV)+(V)+(VI)	Shareholding % calculated as per SCRR, 1957 As a % of (A+B+C2) (VIII)	Number of Voting Rights held in each class of securities (IX)			No. of Shares Underlying Outstanding convertible securities (including Warrants) (X)	Shareholding as a % assuming full conversion of convertible securities (as a percentage of diluted share capital) (XI) = (VII)+(X) as a % of (A+B+C)	Number of Locked in shares (XII)		Number of Shares pledged or otherwise encumbered (XIII)		Number of equity shares held in dematerialized form (XIV)	
							No. of Voting Rights					Total as a % of Total Voting rights	No. (a)	As a % of total Shares held (b)	No. (a)		As a % of total Shares held (b)
							Class x	Class y	Total								
NRI - Repatriable	0	0	0	0	0	0.000	0	0	0	0.000	0	0.000	0	0.000	0	0	
NRI - Non-Repatriable	0	0	0	0	0	0.000	0	0	0	0.000	0	0.000	0	0.000	0	0	
OCBs	0	0	0	0	0	0.000	0	0	0	0.000	0	0.000	0	0.000	0	0	
Trusts	0	0	0	0	0	0.000	0	0	0	0.000	0	0.000	0	0.000	0	0	
Clearing Memebers	1	97	0	0	97	0.002	0	97	0	0.002	0	0.000	0	0.000	0	97	
IEPF Authority	0	0	0	0	0	0.000	0	0	0	0.000	0	0.000	0	0.000	0	0	
Sub-Total (B)(3)	938	3658800	0	0	3658800	73.163	3658800	3658800	0	73.163	0	0.000	0	0.000	0	2375475	
<b>Total Public Shareholding (B)=(B)(1)+(B)(2)+(B)(3)</b>	<b>938</b>	<b>3658800</b>	<b>0</b>	<b>0</b>	<b>3658800</b>	<b>73.163</b>	<b>3658800</b>	<b>3658800</b>	<b>0</b>	<b>73.163</b>	<b>0</b>	<b>0.000</b>	<b>0</b>	<b>0.000</b>	<b>0</b>	<b>2375475</b>	





**Table IV - Statement showing shareholding pattern of the Non Promoter - Non Public shareholder**

Category & Name of shareholders (I)	PAN (II)	Nos. of shareholders (III)	No. of fully paid-up equity shares held (IV)	No. of partly paid-up equity shares held (V)	Nos. of shares underlying Depository Receipt (VI)	Total nos. shares held (VII) = (IV)+(V)+(VI)	Shareholding % calculated as per SCRR, 1957 As a % of (A+B+C2) (VIII)	Number of Voting Rights held in each class of securities (IX)			No. of Shares Underlying Outstanding convertible securities (including Warrants) (X)	Shareholding as a % assuming full conversion of convertible securities (as a percentage of diluted share capital) (XI) = (VII)+(X) as a % of (A+B+C)	Number of Locked in shares (XII)		Number of Shares pledged or otherwise encumbered (XIII)		Number of equity shares held in dematerialized form (XIV)
								No. of Voting Rights		Total as a % of Total Voting rights			No. (a)	As a % of total Shares held (b)	No. (a)	As a % of total Shares held (b)	
								Class x	Class y								
(1) Custodian, DR Holder																	
(2) Employee Benefit Trust (under SEBI (share based Employee Benefit) Regulations, 2014																	
<b>Total Non-Promoter - Non-Public Shareholding (C)=(C1)+(C)+(2)</b>																	



**Table V - Statement showing shareholding details of significant beneficial owner**

Sr No.	Details of the significant beneficial owner (I)		Details of the registered owner (II)		Details of holding/ exercise of right of the SBO in the reporting company, whether direct or indirect :(III) Whether by virtue of:					Date of creation / acquisition of significant beneficial interest (IV)		
	Name	PAN/Passport No. in case of a foreign national	Nationality	Name	PAN/Passport No. in case of a foreign national	Nationality	Shares %	Voting rights %	Rights on distributable dividend or any other distribution %		Exercise of control	Exercise of significant influence

